

# SOLAR STAR LIGHT - Single Modular

Come from nature ,Light up the future



- POWER: 60W to 100W
- LUMEN: 7800LM to 13000LM





# CONTENT

01

Integrated Structure Design

02

Product Advantage

03

Feature Technologies

04

Working Modes

05

Light Distributions

06

Dimension

07

Parameter

08

Application



# 01 Integrated Structure Design



HO-10-60

HO-10-80/100



## 02 Product Advantage







## 03 Feature Technologies



### Patented appearance

Integrated design of solar panel, microcomputer controller, lithium battery and high-efficiency LED light source



### Modular design

Modular design of battery and LED chip, transportation, installation and maintenance are more economical and simple



### Proprietary control system

Road Smart self-developed solar controller can adjust different working modes freely, unique control system with more functions, stability is more stronger; Option of microwave induction function to save power and have longer lighting time



### The fourth generation of intelligent power control

Upgraded intelligent power control function to regulate reasonable discharge power according to intelligent judgment of recent weather conditions, support longer lighting time and more rainy days



### Intelligent high-efficiency lamp chips

100pcs of 3030 lamp chips, optimized brightness, the whole lighting efficiency is greater than 160lm/w



### Intelligent charge and discharge management

Double protection of charging and discharging by software and hardware, and intelligent equalization technology, cycle charging and discharging more than 2000 times



### Professional light distribution design

Equipped with patented lens to make the irradiation area more uniform



### Indicator lights of battery capacity

Indicator lights of battery capacity display the power of the lamp obviously, which is convenient to observe the charging and discharging of the lamp









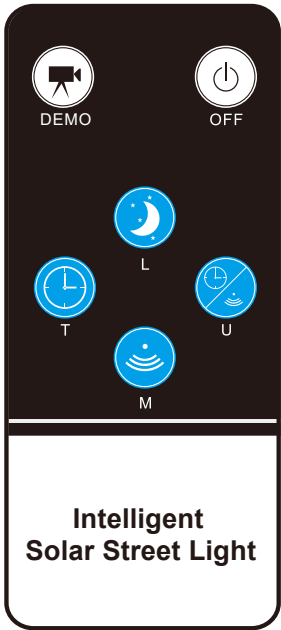
### Rotating angle design

The illumination area and angle of light can be adjusted reasonably according to the width of the road

# 04 Working Modes

## 6 working modes

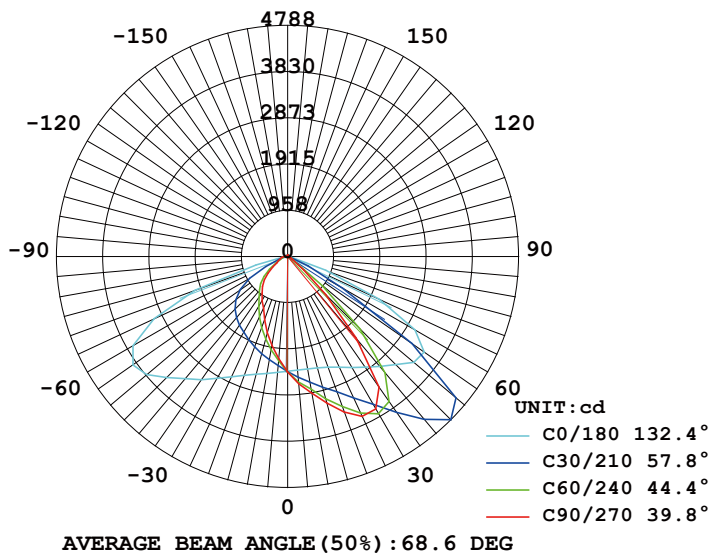
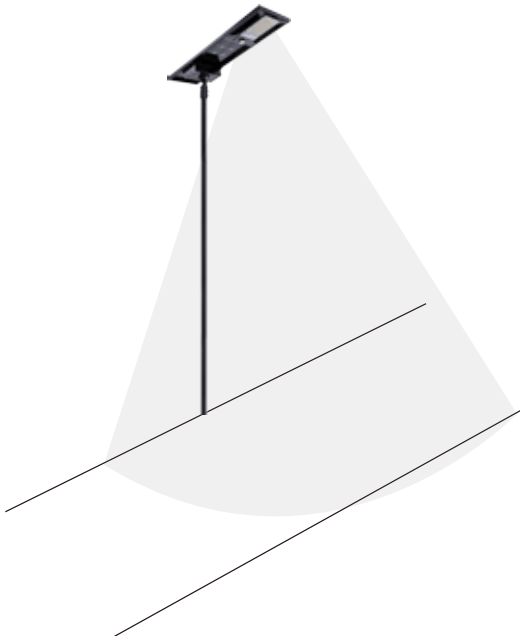
-  DEMO: No matter day or night, light "on" for 1 minute. Only for test use.
-  OFF: Light "off", no matter day or night.
-  L: At night, 100%-2hrs, 70%-2hrs, 30%-dawn.
-  T: At night, 100%-1hr, 70%-2hrs, 40%-3hrs.
-  M: At night, 50%-1hr, 100%-3hrs, 30%-dawn.
-  U: 100%-1hr, 70%-3hrs, 50% light when people come, 20% standby after 20 seconds.



Note: Default is L mode, once a certain mode was set successfully, it will be reserved until you change other modes with remote control.

# 05 Light Distributions

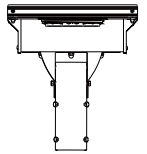
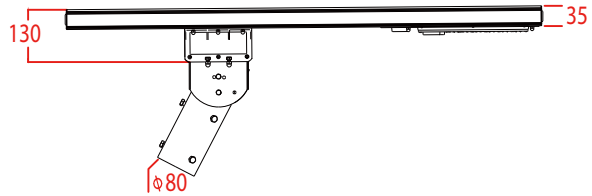
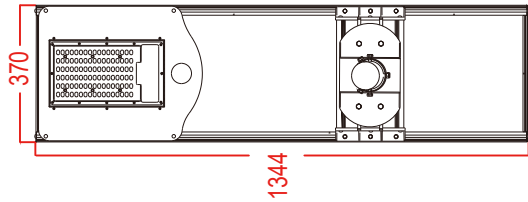
## Luminous intensity distribution curves.



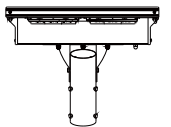
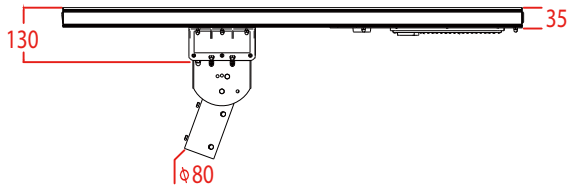
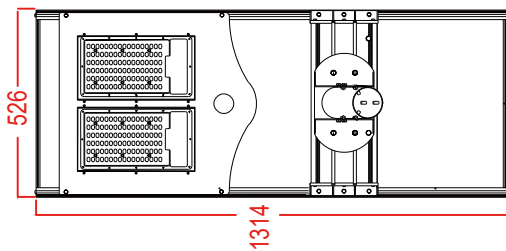


# 06 Dimension

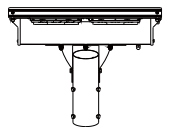
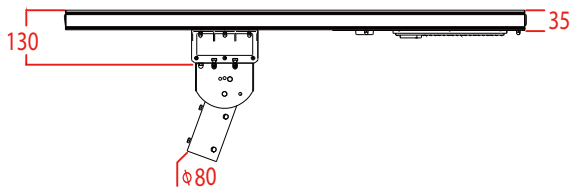
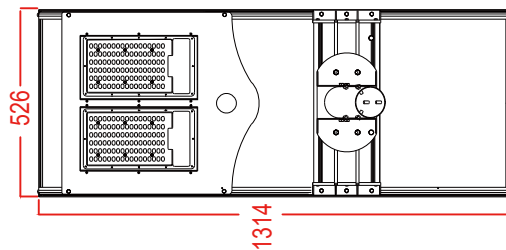
## HO-10-60W



## HO-10-80W



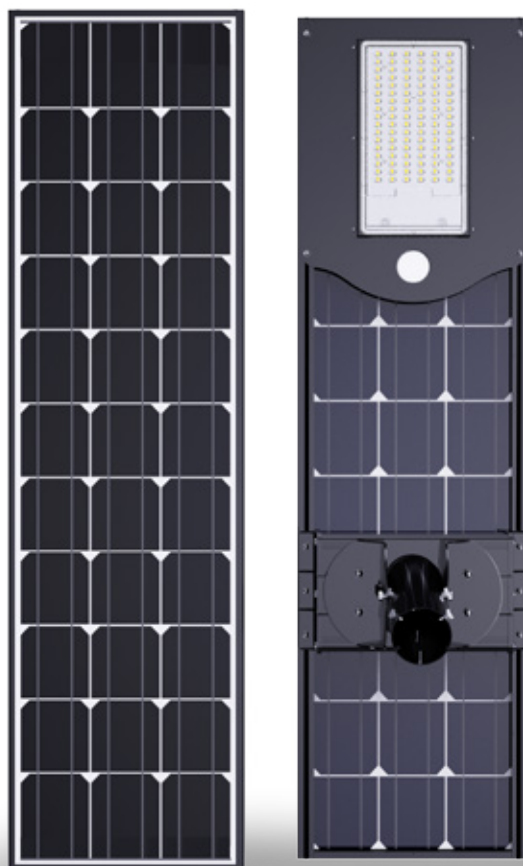
## HO-10-100W







## 07 Parameter



Type	HO-10-60W	HO-10-80W	HO-10-100W
Solar panel	80W+16W	110W+22W	110W+22W
LiFePO4 battery	512WH	640WH	768WH
Charge cycle times	2000 times		
Luminous flux	7800LM	10400LM	13000LM
Lamp power	60W	80W	100W
LED qty	100pcs	200pcs	200pcs
Lifespan of LED	50000 hrs		
Color temperature	3000-7500K		
Light distribution	Batwing lens with polarized light		
Lighting time	5-7 rainy days		
Working temperature	-20℃~60℃		
Top diameter of pole	76mm		
Mounting height	7-10m		
Installation spacing	20-40m		



# 08 Application



